




HOW TO CHANGE THE PASSWORD




1. Keep dials at 0-0-0



2. There is a slot that behind the combination lock, please move the lock slot from A to B for reset your password



3. Set the dials to your own combination; please make sure all number are in the center of the dials.



4. Return the slot to closed position (From B to A).