

Noted:

Pay attention to the sharp blade, put it out of reach of children




Shielding case for the blades on the nozzle



Shielding case for the blades during the chopping

Protection of hands with the work:



Plastic derzhatel protects fingers from the cuts during the operating time

Purification:



Press on the button on the cover. Blades it is advanced, and you can clean them and wash.

Nozzles:



You will establish to the container that necessary for nozzle (as shown in figure).
You will place to it fruits or vegetables.
You will press on the cover.
Cut thus vegetables or fruits will enter the container



**VEGETABLE CUTTER IS UNIVERSAL
INSTRUCTION ON THE APPLICATION**


Complete set




- 1.Lid
- 2.Cover for the vegetable cutter
- 3.The container 900ml
- 4.Shielding case for the grater
- 5.The change cap for the thread by cubes and blade 10*30mm;15x15mm.
- 6.The change cap for the thread by cubes and blade 30*30mm;10x10mm.
- 7.Change cap for the chopping
- 8 Gap for Vegetable/fruit
- 9.Peeler




Replaceable nozzle for slicing quarter apples, diced or julienned 10 * 30 mm




Replaceable nozzle for slicing quarter apples, diced or julienned 15 * 15 mm



Replaceable nozzle for slicing quarter apples, diced or julienned 10 * 10 mm



Replaceable nozzle for slicing quarter apples, diced or julienned 30 * 30 mm




Peeler



900ml container



Nozzle-chopper (slicer)



Stainless steel blades