


# SOUNDLOGIC | XT

## AGS-12/6406 Miniature Gaming Arcade Cabinet

AGES  
3+



### INSTRUCTION MANUAL

PLEASE READ ALL INSTRUCTIONS CAREFULLY AND RETAIN FOR FUTURE USE

### Getting Started

- Remove the Miniature Gaming Arcade Cabinet from the box.
- Remove any packaging from the product.
- Please retain all packaging until you have checked and counted all the parts and the contents against the parts list.

### Package Contents

- Miniature Gaming Arcade Cabinet
- Instruction Manual

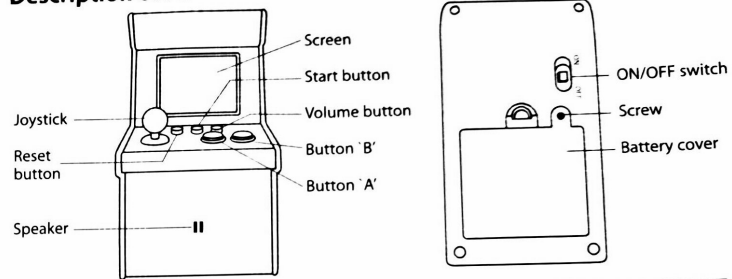
### Key Features

- Arcade Game Station
- 230 games Built-in
- Screen size – 2.4 inches
- Requires 3 AA batteries (not included)
- Play time up to 4 hours

### SAFETY INSTRUCTIONS

- Keep the unit away from heat sources, direct sunlight, humidity, water and any other liquids.
- Do not operate the unit if it has been exposed to water, moisture or any other liquids to prevent against electric shock, explosion and/or injury to yourself and damage to the unit.
- Do not use the unit if it has been dropped or damaged in any way.
- Repairs to electrical equipment should only be performed by a qualified electrician. Improper repairs may place the user at serious risk.
- Do not use the unit with wet hands.
- Do not put objects into any of the openings.
- Keep the unit free from dust, lint etc.
- Do not use this unit for anything other than its intended use.
- Batteries (battery pack or batteries installed) shall not be exposed to excessive heat place, such as sunshine, fire or the like.

### Description of Parts



ON/OFF switch	Slide it to turn ON & turn OFF the unit
Start button	Press to start your favourite game
Volume button	Press to control the sound volume (Mute, Low, Medium, High)
Button 'B'	Control button
Button 'A'	Control button
Joystick	Directional Button (Left, Right, Up, Down)
Reset button	Press to go back to Game Selection Screen

### INSTRUCTIONS FOR USE


#### Battery Installation

- Ensure the unit is turned OFF.
- Remove the screw and open the battery cover.
- Insert 3xAA batteries (not included) as per the polarity indicated.
- Reattach the cover and put back the screw to secure properly.

#### Specifications –


Power: 3XAA batteries  
 Dimension: 3-3/8"x3-5/8"x6-1/16"  
 Weight: 6.6 Oz

**Sport Games:**



**Shooting Games:**






Galaxy War 2 Shuttle Attack Defender Mighty Boys Enemy Hunt Galaxy Battle Painting Route Match Up Math Genius Harry Carpark  
 Tank Trooper Shooting Ballons Robot Final Man Archer Picture Matcher Picture Magic Push Box Ball Switch Zoology Magic Ball  
 Close Quarters Enchanter Defensive Dragon Den Aerial Hero Ghost Palace Photo Puzzle Maze Speed Type Stainless Glass Ball Eliminator Let's Count  
 Final Fighter Loop Legend Tent Bead Switch Lode Runner Math Genius Number Puzzle


**Puzzle Games:**

Sudoku Unwanted Gem Copy Fruit Couping Rabbit Pipes Bead Pyramid Secret Mission Fling Ball Sum It Up Pattern Puzzle  
 Crazy Coins Twin Cards Copy It Find Different Western Restaurant Germ Killer Box Jump Color Balls Constellation Fire Tryst Genius



Gluttonous Snake Smart Girl Pillar Break Lucky Ball Dice Backgammon Squirrel Courtship Maggie Iceberg Farm Keeper Cross River Terminal  
 Maze Link Balloon Chess Cards Chess Convection Battlefield Fruit Eater Exit Fruit Collector Abscondee Smart Bomber Gluttonous Dog  
 Toy Factory Lawn Purge Horrible Area Undersea Burrow Tactful Jump Mouse Maze Bomber Car Treasure Wall Breaker Worms Birds  
 Panda Gem Survival Combat Cars Balloon Warrior Balloon Zone Wing Fighter Falling

**Arcade Games:**



Wrack Mole Music Composer Blue Jack Shepherd Dual Hoopers China Corpse Street War Sword Combat Rescue The Girl TelePort Gold Finder Pro Sweeper  
 Fatso Jumper Cat Vs Dog Magical Kitchen Build Man Duel Helli Mission Ghost Adventure Underground Battle Candy Eater Rabbit Girl Wrecking Acrobatics



Arabian



Robbers



Diamonds



Train Saver



Bonaza Bounce



Bee Jumper



Ice Climb



Key Finder



Ninja Stars



Climb Up



Ninjas



Underground



Maze Tpooper



Boat Race



Spoon



Exist



Brave Boy



Cute Fish



Diamond



Plush



Blobman



Penguin



Eating



Fireman



Hit Mouse



Rocketman

### Care and maintenance

Read the following recommendations before using the product. Following these you will be able to enjoy the product for many years.

- Do not expose the unit to liquid, moisture or humidity to avoid the product's internal circuit being affected.
- Don't use abrasive cleaning solvents to clean the unit.
- Do not expose the unit to extremely high or low temperature as this will shorten the life of electronic devices, destroy the battery or distort certain plastic parts.
- Don't dispose of the unit in fire as it will result in an explosion.
- Don't expose the unit to contact with sharp objects as this will cause scratches and damage.
- Don't let the unit fall down onto the floor. The internal circuit might get damaged.
- Don't attempt to disassemble the unit as it may get damaged if you are not professional.

In case the unit does not function properly, please contact the number shown on the Warranty Page for help.

### FCC Instructions

Changes or modifications not expressly approved by the party responsible for compliance could void the user's authority to operate the product.

NOTE: This product has been tested and found to comply with the limits for a Class B digital device, pursuant to Part 15 of the FCC Rules. These limits are designed to provide reasonable protection against harmful interference in a residential installation. This product generates, uses and can radiate radio frequency energy and, if not installed and used in accordance with the instructions, may cause harmful interference to radio communications. However, there is no guarantee that interference will not occur in a particular installation. If the product does cause harmful interference to radio or television reception, which can be determined by turning the equipment off and on, the user is encouraged to try to correct the interference by one or more of the following measures:

- Reorient or relocate the receiving antenna.
- Increase the separation between the product and receiver.
- Connect the product into an outlet on a circuit different from that to which the receiver is connected.
- Consult the dealer or an experienced radio/TV technician for help.

The device complies with Part 15 of the FCC Rules. Operation is subject to the following two conditions: (1) this device may not cause harmful interference, and (2) this device must accept any interference received, including interference that may cause undesired operation.

### LIMITED WARRANTY

This manufacturer's product warranty extends to the original consumer purchaser of the product.

Neither the retailer nor any other company involved in the sale or promotion of this product is a co-warrantor of this manufacturer warranty.

**WARRANTY DURATION:** All materials and workmanship are warranted to the original consumer purchaser for a period of ninety (90) days from the original purchase date.

**WARRANTY COVERAGE:** This product is warranted against defective materials or workmanship. This warranty is void if the product has been damaged by accident, in shipment, unreasonable use, misuse, neglect, improper service, commercial use, repairs by unauthorized personnel or other causes not arising out of defects in materials or workmanship. This warranty doesn't cover the following which may be supplied with this product, including but not limited to; LCD Screens, glass parts, lenses, bulbs etc. This warranty is effective only if the product is purchased and operated in USA and Canada, and does not extend to any units which have been used in violation of written instructions furnished by manufacturer or to units which have been altered or modified or, to damaged products or parts thereof which have had the serial number removed, altered, defaced or rendered illegible.

**WARRANTY DISCLAIMERS:** This warranty is in lieu of all warranties expressed or implied and no representative or person is authorized to assume for manufacturer any other liability in connection with the sale of our products. There shall be no claims for defects or failure under any theory of tort, contractor commercial law including but not limited to, negligence, gross negligence, strict liability, breach of warranty and breach of contract. Under no circumstances will Manufacturer's / Distributor's maximum liability exceed the retail value of the product.

**WARRANTY PERFORMANCE:** During the above 90 day warranty period, a product with a defect will be either repaired or replaced with a reconditioned comparable model (at manufacturer's option). The repaired or replacement product will be in warranty for the balance of the 90 day warranty period and an additional one-month period. No charge will be applicable for such repair or replacement.

**SERVICE AND REPAIR:** If service is required for this product, you should first contact Midwest Trading Group Customer Service at [info@mtradinggroup.com](mailto:info@mtradinggroup.com) or by calling 1 (866) 815-4714, Monday to Friday 10am to 6pm EST.

**NOTE:** Manufacturer cannot assume responsibility for loss or damage during incoming shipment. As a precautionary measure, carefully package the product for shipment, and insure it with the carrier. Be sure to enclose the following details with the product: your full name, return address and daytime phone number, a note describing the problem you experienced, a copy of your sales receipt or other proof of purchase to determine warranty status. C.O.D. shipments cannot be accepted.