

Owner's Manual & Safety Instructions

Save This Manual Keep this manual for the safety warnings and precautions, assembly, operating, inspection, maintenance and cleaning procedures. Write the product's serial number in the back of the manual (or month and year of purchase if product has no number). Keep this manual and the receipt in a safe and dry place for future reference.

JUMBO

Universal REMOTE CONTROL



Visit our website at: <http://www.harborfreight.com>
Email our technical support at: productsupport@harborfreight.com

ITEM 61959

When unpacking, make sure that the product is intact and undamaged. If any parts are missing or broken, please call 1-888-866-5797 as soon as possible.






Copyright© 2013 by Harbor Freight Tools®. All rights reserved.

No portion of this manual or any artwork contained herein may be reproduced in any shape or form without the express written consent of Harbor Freight Tools. Diagrams within this manual may not be drawn proportionally. Due to continuing improvements, actual product may differ slightly from the product described herein. Tools required for assembly and service may not be included.

⚠ WARNING

Read this material before using this product. Failure to do so can result in serious injury. SAVE THIS MANUAL.

WARNING SYMBOLS AND DEFINITIONS

	This is the safety alert symbol. It is used to alert you to potential personal injury hazards. Obey all safety messages that follow this symbol to avoid possible injury or death.
	Indicates a hazardous situation which, if not avoided, will result in death or serious injury.
	Indicates a hazardous situation which, if not avoided, could result in death or serious injury.
	Indicates a hazardous situation which, if not avoided, could result in minor or moderate injury.
	Addresses practices not related to personal injury.

Important Safety Information

WARNING

Read all safety warnings and instructions.

Failure to follow the warnings and instructions may result in electric shock, fire and/or serious injury.

Save all warnings and instructions for future reference.

Safety Warnings

1. Maintain labels and nameplates on the tool. These carry important safety information. If unreadable or missing, contact Harbor Freight Tools for a replacement.
2. This product is not a toy. Do not allow children to play with this item.
3. Position batteries in proper polarity and do not install batteries of different types, charge levels, or capacities together.
4. Use as intended only.
5. Inspect before use; do not use if parts are loose or damaged.
6. Do not expose to liquids.
7. Do not place under direct sunlight, or near or over heat sources.
8. The warnings, precautions, and instructions discussed in this instruction manual cannot cover all possible conditions and situations that may occur. It must be understood by the operator that common sense and caution are factors which cannot be built into this product, but must be supplied by the operator.



SAVE THESE INSTRUCTIONS.

Specifications

Batteries Required	(2) AA Batteries
Dimensions	11" L x 5" W x 0.96" Thick

FCC Compliance

1. This device complies with part 15 of the FCC Rules. Operation is subject to the following two conditions:
 - a. This device may not cause harmful interference.
 - b. This device must accept any interference received, including interference that may cause undesired operation.
2. This equipment has been tested and found to comply with the limits for a Class B digital device, pursuant to part 15 of the FCC Rules. These limits are designed to provide reasonable protection against harmful interference in a residential installation.

This equipment generates, uses and can radiate radio frequency energy and, if not installed and used in accordance with the instructions, may cause harmful interference to radio communications.

However, there is no guarantee that interference will not occur in a particular installation. If this equipment does cause harmful interference to radio or television reception, which can be determined by turning the equipment off and on, the user is encouraged to try to correct the interference by one or more of the following measures:

- a. Reorient or relocate the receiving antenna.
- b. Increase the separation between the equipment and receiver.
- c. Connect the equipment into an outlet on a circuit different from that to which the receiver is connected.
- d. Consult the dealer or an experienced radio TV technician for help.

Trademark Acknowledgements

All brand names and trademarks are the property of their respective holders.

Set Up Instructions



Read the **ENTIRE IMPORTANT SAFETY INFORMATION** section at the beginning of this document including all text under subheadings therein before set up or use of this product.

Controls

1. **MUTE** Mutes volume on TV.
2. **LED INDICATOR LIGHT** Flashes to show remote is working properly. Will light up when a button is pressed and will turn off when the button is released. Will also blink when device codes are entered into the Remote.
3. **ON/OFF** Turns the device being controlled on or off.
4. **SLEEP** Use to set sleep timer/auto shutoff function on controlled devices that have this capability built-in.
5. **GUIDE** Displays satellite or cable on-screen program guide.
6. **MENU** Displays the Main Menu of many devices that have a built-in menu system. May also exit a menu.
7. **REPEAT** Returns to the last channel in TV mode.
8. **TV/VCR** Switches between the available viewing sources on many older devices: Cable, TV, VCR, DVD, DTC, SAT.
9. **DEVICE SELECT CONTROLS** Use to select device to control: STB/DTC, TV, VCR/DVR, DVD, SAT/CABLE.
10. **0-9 NUMBER BUTTONS** Use to enter channel numbers or device codes.
11. **NAVIGATION BUTTONS** Use to move through on-screen menus and guides: UP▲, DOWN▼, LEFT◀, RIGHT▶.
12. **CHANNEL CONTROLS** Use for changing channels.
13. **VOLUME CONTROLS** Use to raise or lower volume.
14. **ENTER** Use to complete channel selection after entering channel number on numeric keyboard.
15. **DIGITAL(-)** Use to select digital sub-channels. For example, to select CH 15, sub-channel 0.1: enter 1, 5, DIGITAL(-), and 1.
16. **DEVICE CONTROLS** These buttons for DVD/VCR/DVR use operate the same as the original remote: REVERSE◀◀, PLAY▶, FORWARD▶▶, RECORD^{REC}●, STOP■, PAUSE⏸.
17. **OK** Selects menu items for the device being controlled.
18. **INPUT** Switches between the available viewing sources on some new devices: Cable, TV, VCR, DVD, DTC, SAT.
19. **DISP** Displays information.
20. **QUIT** Use to exit menu functions.

Note: For control buttons to work, the device being controlled must have the button function/necessary feature built-in to enable the Remote button to control that function. On different types of devices or different brands of the same type of device, some buttons will perform different functions than those listed. A trial and error process may be required to determine functionality of buttons with various devices.



Set Up Instructions (continued)

Battery Installation

1. Remove the battery compartment cover from the back of Remote.
 2. Install (2) AA 1batteries according to indicated polarity.
 3. Slide battery compartment cover over batteries and snap into place.
- Note:** Reprogramming may be required after batteries have been replaced.

Direct Code Setting

1. Find the code(s) for the device and brand to be programmed in the Code Lists starting on page 10.
Note: Many brands have more than one code in the listings. It may be necessary to repeat the following steps, trying multiple codes until the code that works with the Remote and selected device is found.
2. Manually turn on the device to be programmed into the Remote.
3. Aim the Remote at the device and press and hold the corresponding Device Select Control button until the LED Indicator Light turns on and stays solid red. Release the button.
4. Enter the first 4-digit code from the Code Lists using the number keys. The LED will blink as each number is pushed.
Note: Enter the code within 30 seconds or the LED Indicator will flash twice and the Remote will exit programming mode.
5. If the LED turns off after entering the code, the Remote has recognized the entry – go to the next step. If the LED flashes, the code is not recognized. Return to step 1 and repeat with the next code from the Code Lists.
6. Press the ON/OFF button on the Remote. If the device shuts off, this may be the correct code. Test other buttons on the Remote to verify functionality. If the device does not shut off, or if all of the other buttons do not work correctly, return to step 1 and repeat with the next code from the Code Lists.
Note: The Remote may recognize the code but the device may not. It may be necessary to try more than one code to get the device to function.
7. If the correct code cannot be found from the Code Lists or a particular brand is not listed, use one of the alternate methods under the headings that follow to find the code with the Remote.
8. Use the Personal Code Reference Chart at the back of this manual to record codes for future reference.

Brand Name Code Search

1. Find the digit number for the device and brand to be programmed in the chart. Refer to Figure A.
- Note:** Brand and device type must be listed in chart to use this method.
2. Manually turn on the device to be programmed into the Remote.
3. Aim the Remote at the device and press and hold the corresponding Device Select Control button, then press and hold the appropriate digit number using the number keys.
4. The LED Indicator Light turns on solid red, then flashes intermittently as the Remote searches for the correct code.
5. When the device shuts off, (may take several minutes) immediately release both buttons. The Remote will automatically save the code and quit the search mode.
6. The Remote will perform a complete search cycle. If the LED flashes twice and then shuts off, the Remote has searched all the codes without finding the correct code and quit the search mode.

Digit	TV	VCR/DVD/DVR	CABLE	SAT/DBS	CD/AUDIO
1	RCA, GE, Proscan	RCA, GE, Proscan	Scientific Atlanta	RCA, GE, Proscan, Pioneer	RCA, GE, Proscan
2	Zenith	Zenith, Apex	Jerold	Zenith, Gemini	Zenith
3	Philips, Magnavox	Marantz, Philips, Magnavox	Tocom, General Instrument	Philips, Magnavox	Marantz, Philips, Magnavox
4	Sony, Panasonic, Sharp, Toshiba, Daewoo	Sony, Panasonic, Sharp, Toshiba, Daewoo, Yamaha, Denon	RCA, GE, Proscan, Pioneer	Sony, Panasonic, Sharp, Toshiba	Sony, Panasonic, Technics, Sharp, Toshiba
5	Hitachi, Sanyo, LG, Goldstar, Samsung, JVC, Mitsubishi	Hitachi, Sanyo, LG, Goldstar, Samsung, JVC, Mitsubishi	Zenith, Gemini	Hitachi, JVC, Samsung	Hitachi, Sanyo, LG, Goldstar, Samsung, JVC, Mitsubishi
6	Sylvania, Fisher, Curtis-Mathes, Emerson	Sylvania, Fisher, Curtis-Mathes, Emerson	Philips, Magnavox	General Instrument, Echostar, Dish, Hughes, Primestar	Sylvania, Fisher, Curtis-Mathes, Emerson, Optimus
7					Pioneer, Teac, Nad
8					Kenwood, Yamaha, Denon, Onkyo

Figure A: Brand Name Chart

Set Up Instructions (continued)

Manual Code Search with the Remote

1. Manually turn on the device to be programmed into the Remote.
2. Aim the Remote at the device and press and hold the corresponding Device Select Control button until the LED Indicator Light turns on and stays solid red. Release the button.
3. Press the "CH+" button on the Remote and release. Repeat this action slowly and continuously to search. It may take up to 300 repetitions to reach the correct code since the unit is searching through all the codes.
4. When the device shuts off, immediately press ENTER to save the code. The LED will shut off. If the device shuts off and "CH+" is pressed again accidentally, press "CH-" the same number of times to return to the correct code. Then press ENTER to save the code.
5. Press the ON/OFF button on the Remote. If the device turns on, this may be the correct code. Test other buttons on the Remote to verify functionality.
6. If the device does not turn on, or if all of the other buttons do not work correctly, return to step 2 to repeat this search option, or use one of the alternate search methods.

Auto Code Search

1. Manually turn on the device to be programmed into the Remote.
2. Aim the Remote at the device and press and hold the corresponding Device Select Control button until the LED Indicator Light turns on and stays solid red. Release the button.
3. Press and release the ON/OFF button on the Remote. The LED will flash intermittently as the Remote searches for the correct code. When the device shuts off, immediately press ENTER to save the code. The LED will shut off.
4. Press the ON/OFF button on the Remote. If the device turns on, this may be the correct code. Test other buttons on the Remote to verify functionality.
5. If the device does not turn on, or if all of the other buttons do not work correctly, return to step 2 to repeat this search option.
6. The Remote will perform a complete search cycle. If the LED flashes twice and then shuts off, the Remote has searched all the codes without finding the correct code and quit the search mode. No code will be saved.

Code Display and Recall

1. To identify the 4-digit code stored under any device key, turn on the device whose code will be recalled.
2. Aim the Remote at the device and press and hold the corresponding Device Select Control button until the LED Indicator Light turns on and stays solid red. Release the button.
3. Press the DISP button. The LED Indicator will flash and stay on.
4. Determine the numbers in the code by slowly pressing the number buttons in sequence (1, 2, 3, 4 etc.) and noting when the LED flashes. When the LED flashes, stop pressing. The last number pressed is the first number in the code. For example, if the LED flashes when 2 is pressed, the first number in the code is 2. After recording the number 2, press the number buttons again and note when the LED flashes. Continue in this manner until all four numbers in the code are retrieved.

Operation

Using the Remote

1. Since the Remote controls more than one device, the desired device to be controlled must first be selected. To operate a TV, for example, the Device Select Control button for "TV" must first be pressed to put the Remote in the TV mode.
2. The Remote will stay in the selected mode until it is changed. If the Remote is in TV mode, the mode must be changed to operate other devices like DVD, VCR, satellite receiver or cable box. For example, if the Remote is in DVD mode and you wish to turn off the TV, first press the Device Select Control button for "TV" before pressing the ON/OFF button.

Code Lists

Trademark Acknowledgements

All brand names and trademarks are the property of their respective holders.

TV Code List

BRAND	CODES
ABEX	0120
ADMIRAL	0603,0224,0701
ADVENT	0213,0219,0893
ADVENTURA	0019
AIKO	0407
AIWA	0121,0221,0324,0528
ALLERON	0706
AMARK	0603
AMTRON	0906
AKAI	0112,0801,0309,1315,1415, 0027,1112,1912,1515
ANAM NATIONAL	0906,0901,0104,0805,0920
AOC	0002,0102,0502,1502,0003, 0217,0119,0320
APEX	0023,0223,0123,1814,0741
ARCHER	0603
ASPECT	0507
AUDIOVOX	0906,1503,1313
AXION	0319,0793
BANG & OLUFSEN	0620
BELCOR	0002
BELL & HOWELL	0704,0506,0601,0701
BENQ	0709,0909,0711,1616
BLUESKY	1117,0016
BRADFORD	0906
BROKSONIC	0316,0115,0626,0327,0632, 0041
BROKWOOD	0002
CANDLE	0002,0502,0019,0402
CAPEHART	0119
CCE	1916
CELERA	0023
CELEBRITY	0801
CENTRIOS	0518
CENTURION	0502
CETRONIC	0805
CHANGHONG	0023,0741
CINERAL	0407,0016
CITIZEN	0002,0502,0906,0112,0512, 0520,0115,0701,0402, 0805,0407

BRAND	CODES
CLAIRTONE	0003
CLASSIC	0023,0741,0805
CLP	0010
CLP CLASSIC	0022,0005,0007
COBY	1710,1014
COLOR VOICE	0602
COLORTYME	0002,0502,0602
CONCERTO	0002,0502
CONCIERGE	0713
CONTEC	0906,0802,0003,0805
CORNEA	0606
CRAIG	0906,0805
CROSLEY	0807
CROWN	0906,0805
CURTIS MATHES	0704,0112,0614,0002,0502, 0601,0506,0512,0437,0701, 0103
CTX	0603
CXC	0906,0805
CYBERVISION	0016
DAEWOO	0614,0002,0502,0611,0102, 0415,0905,0615,0505, 0826,0529,0046,0609, 0805,0407,0303,0602, 0214,0403,0314,0503
DAYTRON	0002,0502
DELL	0522,0404,0814
DIAMOND VISION	0622,0496,0810
DIGIMATE	1303
DIGISTAR	1503,0118,0413,0213,0318, 0814,1603,1716,1816
DIMENSIA	0704,0601
DISNEY	0417,0115
DUKANE	0507,0808
DUMONT	0713,0002
DURABRAND	0520,0115,0916,0126,0447, 0323,0317,1115
DYNASTY	0805
ELEKTRA	0701
ELECTROBAND	0801,0003
ELECTROHOME	0002,0502,0027,0901,0803

BRAND	CODES
ELITE VIDEO	0321
EMERSON	0002,0502,0006,0115,0506, 0706,0520,0906,0316,0505, 0614,0622,0324,0924,0626, 0826,0027,0327,0128,0228, 0305,0063,0134,0247,0605, 0705,0805,0703,0090,0004, 0519,0106,0104,0304,0604, 0804,0005,0105
ENVISION	0002,0502,0009,1502
ESA	0520
FISHER	0506,0612,0428,0619,0802
FUJITSU	0321,0706,1202
FUNAI	0706,0520,0906,0324, 0247,0805
FUTURETEC	0906,0805
GATEWAY	0206
GE	0704,0312,0018,0002,0502, 0006,0007,0601,0835,0901, 0114,0103,0803,0806,0310
GIBRALTER	0713,0002
GOLDSTAR	0002,0502,0102,0324,0435, 0802,0307,0609,0217
GRADIENTE	1902,0002,0916,1617,1517
GRUNDY	0706,0906
GUESTVISION	0721
GVISION	1102
HAIER	0709,0223,0323,0317,1316
HALLMARK	0002,0502
HARVARD	0906
HEWLETT PACKARD	1103,1002
HITACHI	0410,0507,0815,0607,0808, 0002,0502,0710,1801,0701, 0802,0707,0315,0515,0715, 0519,0324
HISENSE	0908,0819,0223,1203
HYUNDAI	1015
ILO	0421,1608,1004,1903, 0216,0520
IMA	0906
INFINITY	0807,0430
IN FOCUS	0601
INITIAL	1608,0216,1110,1512
INSIGNIA	0911,0520,0323,0115,0914, 0213,0318,1416,0247,0504
INTEGRA	0719
INTEQ	0713
JANEIL	0019
JBL	0807
JCB	0801

BRAND	CODES
JC PENNEY	0704,0002,0102,0502,0112, 0312,0512,0007,0601,0310, 0402,0802,0103,0803, 0604,0806
JENSEN	0002,0502,0914
JVC	0607,0204,0321,0508,0617, 0326,0993,0802,0108, 0308,0715
KAWASHO	0002,0502,0801
KAYPANI	0119
KEC	0805,0906
KENWOOD	0002,0502
KLH	0023
KLOSS NOVABEAM	0408,0019
KOGI	1102
KONKA	0906,0702,0203,0306,0208, 0911,0842,0942,0504
KTV	0906,0003,0703,0805,0608
KURAZAI	0701
LASONIC	0622,0496
LEGEND	0213
LG	0002,0606,0502,0102,0117, 0814,0324,0435,0802, 0307,0609,0217
LIQUIDVIDEO	0319,0418,0793
LODGENET	0704,0821,0601,0701
LOEWE	0722,0807
LOGIK	0704,0601,0701
LUCE	0107
LUXMAN	0002,0502
LXI	0704,0002,0502,0506,0807, 0312,0512,0601,0324,0103
MAGNASONIC	0706
MAGNAVOX	0807,0002,0502,0919,1914, 0224,0430,0247,0402,0408, 0109,0715
MAJESTIC	0704,0601,0701
MARANTZ	0807,0719,0002,0502
MAXENT	0206
MEDION	0922,0421,0417
MEGATRON	0002,0502,0507
MEI	0003
MEMOREX	0002,0502,0506,0706,0115, 0704,0601,1302,0428, 0632,0701
MGA	0002,0102,0502,0706,0802, 0803,0715,0619
MIDLAND	0704,0713,0007,0312,0103
MINTEK	0216
MINUTZ	0806

TV Code List (continued)

BRAND	CODES
MITSUBISHI	0102,0716,0706,0002,0502, 0027,0803,0715,0619
MONIVISION	0205
MONTGOMERY WARD	0704,0701,0601
MOTEVA	0506,1902
MOTOROLA	0603,0901
MTC	0002,0102,0502,0112, 0512,0003
MULTITECH	0906
MULTIVISION	0010
MYRON & DAVIS	0822
NAD	0002,0502,0512,0120
NEC	0719,0002,0102,0502,0901, 0602,0111,0715
NETTV	0206,0014
NEXXTECH	1806,0318
NIKEI	0805
NIKKO	0002,0502,0407
NIKO	1915
NORCENT	0223,0905,0207
NTC	0407
OLEVIA	1304,1802,1615,1815,1217
ONCOMMAND	0721
ONKING	0805
ONWA	0906,0805
OPTIMUS	0618,0120,0039,0739
OPTOMA	1404
OPTONICA	0603,0111
ORION	0713,0115,0105
PANASONIC	0718,0416,0007,0618,0807, 0039,0739,0345,0696, 0901,0608
PHILCO	0807,0002,0102,0502,0919, 0702,1417,0408,0109,0715, 0901,0402
PHILIPS	0807,0022,0020,0422,0122, 0222,0322,0002,0520,0919, 0521,0621,0709,1516,1017, 0430,0247,0901,0402,0408, 0109,0210,0310,0715
PHILIPS- MAGNAVOX	0807,0022,0322,0919, 0224,0430
PILOT	0002
PIONEER	0120,0719,0808,0002,0502, 0610,0519
PIVA	1109
PLANAR	1302
POLAROID	0819,0918,0914,1503, 1215,0504

BRAND	CODES
PORTLAND	0002,0102,0502,0415,0614
PRECISION	0218
PRICE CLUB	0112
PRIMA	1503,0118,0213,0318,0219
PRINCETON GRAPHICS	0603,0511
PRISM	0007
PROSCAN	0704,0312,0103,0601, 0817,0917
PROTON	0820,0002,0502,1602,0910, 0119,0220
PROTRON	1303,1317
PROVIEW	1104,1204,1304
PULSAR	0713,0002
QUASAR	0718,0416,0007,0618,0807, 0039,0739,0901,0608
RADIO SHACK	0704,0002,0406,0506,0906, 0618,0502,0324,0835,0601, 0802,0705,0805,0111
RCA	0704,0002,0406,0007,0011, 0611,0811,0312,0514,0720, 0102,0502,0601,0817,0917, 0835,0901,0103,0803,0211, 0912,0114,0519,0320,0420
REALISTIC	0704,0002,0406,0506,0906, 0618,0502,0601,0324,0802, 0705,0805,0111
RHAPSODY	0003
RUNCO	0713,0719,0712
SAMPO	0014,0206,0002,0502, 0119,0802
SAMSUNG	0112,0309,0209,0512,0302, 0502,0002,0102,0110,0818, 0895,0437,0802,0103,0609, 0012,0212
SAMSUX	0502
SAMTRON	0112
SANSUI	0115,0632
SANTECA	0021
SANYO	0506,0311,0612,0002,0428, 0802,0412,0619
SCEPTRE	0516,1814
SCOTCH	0002,0502
SCOTT	0002,0502,0706,0906,0004, 0105,0805
SEARS	0704,0807,0506,0706,0112, 0002,0502,0312,0512,0612, 0520,0601,0812,0509,0041, 0247,0802,0103,0619
SELECTRON	1803,1603,1703

BRAND	CODES
SEMP	1701
SHARP	0509,0913,0907,0603,0002, 0502,0224,0228,0202, 0111,0813
SHOGUN	0002
SIGNATURE	0704,0601,0701,0903
SIMPSON	0402
SONIC	0003
SONY	0414,0902,0801,0708, 0639,0816
SOVA	1901,1111
SOYO	1614,1714
SOUNDESIGN	0002,0502,0706,0906, 0402,0805
SPECTRA	0622
SPECTRAVISION	0921
SQUAREVIEW	0520
SSS	0002,0906,0805
STARLITE	0906
STAR SIGHT	0008
SUPRA	0002,0809
SUPERSCAN	0812,0509,0247
SUPERSONIC	0096
SUPREMACY	0019
SUPREME	0801
SVA	0223,0822
SYLVANIA	0807,0002,0502,0115,0520, 0919,1715,0324,0247,0447, 0402,0408,0109,0715,0717
SYMPHONIC	0906,0520,0324,0247,0004
SYNTAX	1304,1615,1815
TANDY	0603
TATUNG	0709,0421,0901
TECHNICS	0007

BRAND	CODES
TECHWOOD	0002,0502,0007
TEKNIKA	0704,0002,0102,0502,0706, 0906,0112,0512,0618,0601, 0019,0701,0402,0802,0805
TELECATION	0313
TELERENT	0704,0601,0701
TERA	0002,0220
TEVION	0421
TMK	0002,0502
TOSHIBA	0517,0419,0512,0613,0719, 0112,0506,0111,0618,0627, 0437,0041,0094,0802,0111, 0313,0715
TRUTECH	1504,1116,1713
UNIVERSAL	0806,0310
VICTOR	0607
VIDTECH	0002,0102,0502
VIEWSONIC	0206,0808,1003,1016
VIKING	0019
VIORE	1403
VIZIO	0709,1702
WARDS	0704,0807,0002,0102,0502, 0706,0601,0408,0109,0310, 0111,0513,0806,0701, 0402,0004
WESTINGHOUSE	0915,0013,1216,0300
WHITE WESTINGHOUSE	0611,0614,0415,0215,1402, 0324,0529,0609
YAMAHA	0618,0002,0102,0502
ZENITH	0713,0502,0606,0409,0710, 0415,0507,0714,0405,0712, 0015,0916,0008,0002,0115, 0224,0324,0126,0326,0826, 0228,0430,0632,0043,0437, 0903,0505,0701,0407

VCR Code List

BRAND	CODES
ACCELE	0037
ADMIRAL	0224
ADVENTURA	0726
AIKO	0826
AIWA	0126,0324,0528,0726
AKAI	0324,0524,0424,0624,0724, 0027,0931,0335
ALLEGRO	0326,0534,0925
AMERICAN HIGH	0830
APEX	0596
ASHA	0037
AT&T	0938

BRAND	CODES
AUDIO DYNAMICS	0239,0339,0025
AUDIOVOX	0126
BELL & HOWELL	0428
BEAUMARK	0037
BROKSONIC	0227,0626,0327,0632,0041, 0398,0325,0530
CALIX	0126
CANDLE	0625,0126,0037,0025, 0825,0026
CANNON	0124,0830,0535
CAPEHART	0534

VCR Code List (continued)

BRAND	CODES
CARVER	0330
CCE	0826,0237
CINEVISION	0126
CITIZEN	0625,0126,0826,0037,0025,0825,0026
COLORTYME	0025
COLT	0237
CRAIG	0126,0037,0237,0426
CURTIS MATHES	0124,0330,0324,0035,0037,0437,0025,0526,0830
CYBERNEX	0037
DAEWOO	0529,0625,0626,0826,0035,0825,0026,0726,0798
DBX	0239,0339,0025
DENON	0132
DIAMOND VISION	0291
DIMENSIA	0124
DURABRAND	0126
DYNATECH	0324,0726
ELECTROHOME	0126,0027
ELECTROPHONIC	0126
EMERSON	0626,0126,0826,0227,0327,0630,0632,0134,0037,0625,0924,0324,0128,0228,0428,0528,0447,0247,0724,0325,0526,0726,0027,0527,0827,0927,0628,0530,0830,0731,0634,0735
FISHER	0032,0428,0328,0330,0025,0426,0928,0029
FUJI	0524,0830
FUNAI	0324,0247,0447,0726
GARRARD	0726
GE	0124,0732,0135,0835,0037,0429,0830
GOLDSTAR	0324,0126,0435,0534,0236,0025
GRADIENTE	0726,0126
GO-VIDEO	0037,0139,0342,0244,0147,0798,0438
HARLEY DAVIDSON	0726
HARMAN KARDON	0025,0027
HARWOOD	0237
HEADQUARTER	0428
HITACHI	0538,0324,0336,0931,0834
HI-Q	0426
INFINITY	0430
INSIGNIA	0126,0392

BRAND	CODES
INSTANT REPLAY	0324,0830
INTEQ	0126
JC PENNEY	0124,0126,0428,0037,0538,0239,0339,0830,0931,0834,0935,0025
JCL	0830
JENSEN	0538,0931
JVC	0239,0339,0428,0326,0443,0691,0025,0931
KENWOOD	0428,0239,0339,0025,0931
KLH	0237
KODAK	0126,0830
LG	0324,0534,0435,0392
LITEON	1508
LLOYD	0324,0726
LOGIK	0237
LXI	0324,0126
MAGNAVOX	0330,0430,0534,0324,0224,0124,0230,0125,0247,0093,0598,0830
MAGNIN	0037
MARANTZ	0330,0428,0239,0339,0530,0830,0535,0025
MARTA	0126
MATSUSHITA	0830
MEDION	0291
MEI	0830
MEMOREX	0330,0126,0428,0032,0632,0534,0037,0224,0324,0335,0426,0726,0830
MGA	0630,0027
MGN TECHNOLOGY	0037
MIDLAND	0429
MINOLTA	0538,0834
MITSUBISHI	0630,0431,0538,0239,0339,0131,0027
MONTGOMERY WARD	0224,0631
MOTOROLA	0224,0830
MTC	0324,0037,0726
MULTITECH	0324,0037,0726,0429,0237
NEC	0428,0239,0339,0530,0731,0831,0931,0025,0526
NEXXTECH	0334,0546,0596
NIKKO	0126
NOBLEX	0037
OLYMPUS	0830

BRAND	CODES
OPTIMUS	0525,0037,0937,0126,0737,0039,0739,0224
OPTONICA	0037,0631
ORION	0227,0632
PANASONIC	0937,0739,0039,0938,0124,0345,0830
PENTAX	0538,0025,0834
PHILCO	0330,0124,0125,0830
PHILIPS	0330,0430,0036,0136,0738,0439,0939,0247,0230,0830
PHILIPS-MAGNAVOX	0330,0430,0224
PILOT	0126
PIONEER	0132,0538,0239,0339,1010,0935
POLAROID	0596
PORTLAND	0825,0026
PROSCAN	0124,0432
PROTEC	0237
PULSAR	0534
QUARTER	0428
QUARTZ	0428
QUASAR	0937,0039,0124,0739,0830
RADIO SHACK	0124,0224,0324,0525,0126,0428,0835,0037,0737,0937,0426,0726,0027,0029,0830,0631,0335
RADIX	0126
RANDEX	0126
RCA	0124,0126,0432,0532,0732,0832,0932,0033,0133,0233,0135,0835,0037,0538,0424,0429,0830,0834
REALISTIC	0124,0224,0324,0126,0428,0037,0737,0937,0426,0726,0027,0029,0830,0631,0335
REPLAYTV	0938
RICOH	0936
RIO	0126,0142
RUNCO	0534
SAMSUNG	0037,0437,0625,0538,0147,0895,0997,0624,0335
SAMTRON	0139
SANKY	0224,0534
SANSUI	0632,0239,0339,0041,0227,0398,0931

BRAND	CODES
SANYO	0824,0032,0328,0428,0037,0426
SCOTT	0625,0626,0327,0630,0735,0325,0927
SONIC BLUE	0938
SONY	0539,0034,0524,0933,0936,0540,0838,0038,0138,0238,0639
STS	0538,0830,0834
SUPERSCAN	0247
SYLVANIA	0324,0330,0630,0124,0247,0726,0830,0225,0447,1212
SYMPHONIC	0324,0225,0247,0726
TANDY	0324,0428
TASHIKO	0126
TATUNG	0931
TEAC	0324,0726,0931
TECHNICS	0830
TECHWOOD	1708
TEKNIKA	0324,0126,0134,0726,0830
TiVo	0738,0838
TMK	0037,0526,0731
TOSHIBA	0625,0727,0627,0330,0630,0437,0053,0094,0441,0029,0735
TOTEVISION	0126,0037
TRUTECH	0798
UNITECH	0037
VECTOR RESEARCH	0625,0239,0339,0025
VICTOR	0239,0339
VIDEO CONCEPTS	0625,0239,0339,0025,0027
VIDEOSONIC	0037
WARDS	0124,0224,0324,0625,0126,0037,0538,0426,0726,0027,0830,0631,0234,0834,0735,0237
WHITE WESTINGHOUSE	0324,0529
XR-1000	0726,0830,0237
YAMAHA	0025,0931,0239,0339
ZENITH	0534,0326,0826,0228,0430,0224,0324,0435,0336,0936,0437,0126,0524,0632,0824,0239,0339,0529,0438,0925

DVD Code List

BRAND	CODES
ACESONIC	1513
ADVENT	0893
AFREEY	0343
AIWA	0043
AKAI	0141,0145,1112,1912
ALLEGRO	0126,0142
AMES	0744
AMW	0393,0493
ANABA	0797
APEX	0240,0640,0740,0840,0044, 0644,0245,0545,0146,0347, 0547,0495,0992,0741,0596
ASPIRE	0994
ASTAR	1910
A-TREND	0940
AUDIOVOX	0793,1313
AXION	0793
B & K	0499
BLAUPUNKT	0644
BLUESKY	0143,0146,1114
BODYSONIC	0343
BOSE	0868
BOSS	0792
BOSTON ACOUSTIC	1411
BRITANIA	0833
BROKSONIC	0894,0398,0041
CAVS	1113
CENTRIOS	0796,1308,1408,0793,1007, 1107,1507,1607,1707,1008, 1108,1807,0546
CHANGHONG	0741
CINEVISION	0142
CITECH	1908
CITIZEN	1908
CLASSIC	0744,1706,0741
COBY	0294,0296,0396,0293,0146, 0494,0091,1710,1711,1712, 1812,1014
CONCEPT	0644
CONIA	0146
CRITERION	0446
CURTIS INTERNATIONAL	0594,0494
CYBERHOME	0940,0100,0595
CYBERVISION	0433
CYTRON	0246,0440
DAEWOO	0645,0745,0046,0798,0198
DENON	0641,0743

BRAND	CODES
DENZEL	0444
DESAY	0497
DIAMOND VISION	0496,0890,0291
DIGIX	0095
DIGITREX	0146
DISNEY	0447
DRIVE	1011
DUAL	0346,0000,0297,0444, 0246,1810
DURABRAND	0546,0142,0246,1210,1310, 1410,1510,1610
DVD 2000	0841
EIGERVISION	1213
ELTA	0045,0145
EMERSON	0142,0695,0591,0247,0447
ESA	0297
FARENHEIT	0697
FISHER	0243
FUNAI	0247,0447,0591
GE	0542,0644
GOLDSTAR	0142
GO-VIDEO	0744,0395,0798,0047,0891, 0791,0342,0244,0147
GPX	0295,0096
GRADIENTE	0143,0633,0733
GREENHILL	0644
HAAZ	0746,0846
HAIER	0195
HARMAN KARDON	0344
HITACHI	0042,0342,0444,0543,0340
HITEKER	0146
HUMAX	0892
ILO	0597,1608
INFINITY	0343
INSIGNIA	0142,0247,0793,0644, 0192,0392
INITIAL	0644,1608,1110,1512
INTEGRA	0843
JBL	0344
JVC	0441,0242,0442,0098,0691, 1808,0443,0993
JWIN	0640,0990,0191,1412
KAWASAKI	0196,0546
KENWOOD	0641,0544
KISS	0444
KLH	0644,0292,0240
KONKA	0642,0742,0842,0942,0192

BRAND	CODES
KOSS	0143,0440
KXD	0091
LASONIC	0746,0496
LENOXX	0794,0145,1310,1410
LG	0142,0898,0392
LINN	0945
LITEON	0899,0891,0491,0597,1508
LIQUID VIDEO	0793
MAGNAVOX	0441,0442,0447,0599,0799,0699,0247,0193,0093,0598
MARANTZ	0441,0142,0442,0943,0799
MAXENT	0993,0991
MEDION	0792,0246,0991,0291,0597
MEMOREX	0246,1606,1413,1913
MERIDIAN	0441
MICROSOFT	0542
MICROVISION	0792
MINTEK	0644
MITSUBISHI	0841
MUSTEK	0744
MYRON & DAVIS	0897
NAD	0142,0944
NAKAMICHI	0844
NEC	0142
NESA	0644,0897
NEXXTECH	0896,0097,0197,0297,0095,1806,1007,1107,1207,1307,1907,1008,0546,0596
NORCENT	0294,0899,0394,0194,0494
ONKYO	0441,0843,0199
OPTIMUS	0042,0941
ORION	0041
ORITRON	0143,1607
PANASONIC	0241,0641,0099,0698,0345,0696,0340
PACIFIC	0246
PHILCO	0533
PHILIPS	0441,0442,0943,0177,0599,0799,0699,0247,0447,0598,1211,1214
PHILIPS-MAGNAVOX	0441,0442,0943,0599,0699
PIONEER	0941,0042,0299,0399,0498,0592,1010
PIVA	1109
POLAROID	0140,0397,0596,1813
POLK AUDIO	0441,0442,0799
PORTLAND	0145,0896
POWER ACOUSTIK	1312
PROLINE	0143

BRAND	CODES
PROSCAN	0542,0690
PROSONIC	0294
PROTRON	0194
PYLE	0692
RADIO SHACK	0546,0946,0593,0693
RCA	0542,0143,0644,0546,0946,0693,0690,1913
REGENT	0794,1210
REOC	0746
RIO	0142
RJ TECHNOLOGY	1209,1311
ROSEN	0694
ROTEL	0242
SABA	0593
SAMSUNG	0342,0047,0895,0997,0790,1511,0147
SAMPO	0343
SANSUI	0041,0398
SANYO	0092,0546,0243
SEARS	0041,0247
SEG	0444
SELECTRON	1309,1409,1509,1609,1709,1809,1909
SEMP	0440
SHARP	0341,0391,0492
SHERWOOD	0144
SHINCO	0644
SHINSONIC	0644
SONIC BLUE	0395
SONY	0300,0400,0500,0541,0200,0540
SOUNDSTORM	0692,0792
SOVA	1111
SUNGALE	0996,0396
SUPERSCAN	0247
SUPERSONIC	0096
SV2000	0247
SVA	0146,0492
SYLVANIA	0247,0447,1212,0591
SYMPHONIC	0247,0447,0591
TASCAM	0242
TEAC	0042,0546,0142
TECHNICS	0641
TECHWOOD	0944,1708,0442
TERAPIN	0995
TEVION	0440,0246,0346,0446,0646,0746,0846
THETA DIGITAL	0042
TiVo	0892,0592

DVD Code List (continued)

BRAND	CODES
TOSHIBA	1612,1013,1613,0441,0998,0094,0999
TREDEX	0795
TRUTECH	1906,0798,1713
UNITED	0546
VENTURER	0546
WHARFEDALE	0845,0343
WESTINGHOUSE	0300

BRAND	CODES
WHITE WESTINGHOUSE	0447
X-BOX	0542
XENIUS	0440
YAMAHA	0641,0643,0599,0699,0442
YAMAKAWA	0445,0444,1407
ZENITH	0441,0142,0392

SAT Code List

BRAND	CODES
AMPLICA	0159
BELL EXPRESSVU	0067,0366,0167,0464
CENTURY	0356
CHANNEL MASTER	0359,0459,0559
CHAPPARAL	0657,0757
CHEYENNE	0757
DRAKE	0857,0059,0360
DREAMBOX	0663
DIRECTV	0863,0864,0564,0564,0963,0259,0260,0263,0962,0664,0065,0265,0465,0765,0866,0966,0367,0567,0362,0563,1506,0355,0455,0555
DISH NETWORK	0167,0366,0464,0862,0067,0460,0560,0660
DISHPRO	0460,0560,0660,0067
DX ANTENNA	0458,0859
ECHOSPHERE	0464
EHOSTAR	0167,0366,0464,0862,0067,0460,0560,0660
EXPRESSVU	0067,0366,0167,0464
FORTECSTAR	0558,0157,0257,0357,0457,0557
FUJITSU	0760,0860
GE	0265,0566,0365,0863,0966,0666,0766,0866
GEMINI	0161
GENERAL INSTRUMENT (GI)	0364,0865,0965,0066,0466,0665,0166,0058,0158,0258,0960
GLOBECAST	0956,1306
GO VIDEO	0662
HITACHI	0465,0564,0664,0864,0765,0362

BRAND	CODES
HUGHES NETWORK	0465,0864,0564,0644,0763,0765,0362,0659
JVC	0464,0862
KENWOOD	0461
LG	0362,0864,0765
LUXOR	0561
MAGNAVOX	0259,0862,0565
MACOM	0661
MITSUBISHI	0765,0864,0465,0564,0664,0362
MOTOROLA	0466,0463
NET	0456,0262
NORSTAT	0761
NOVAPLEX	0155
PACE	0063,0163,0266
PANSAT	0060,1406
PANASONIC	0264,0260,0261
PRIMESTAR	0364,0665
PHILIPS	0259,0862,0763,0564,0664,0864,0465,0765,0565,0362,0162
PHILIPS-MAGNAVOX	0259,0862,0565
PIONEER	0062
PROSAT	0957
PROSCAN	0265,0365,0666,0966,0766,0866
RCA	0265,0566,0365,0863,0467,0966,0666,0766,0866,0411
REALISTIC	0961,0358
SAMSUNG	0061,0959,0962,0263,0563,0655
SHARP	0062
SKY NETWORK	0063,0163,0266,0355,0455,0555
SIERRA I II III	0757

BRAND	CODES
SONY	0963,0367,0567,0160,0861
STARCHOICE	0665,0166,0364
STAR SIGHT	0964
STAR TRAK	0462
STS	0458,0658,0758
SUPER GUIDE	0562
SYLVANIA	0759
TELSAT	0356
TOSHIBA	0765,0864,0465,0564,0664, 0362,0858,0064,0164,0764

BRAND	CODES
TVA	0756
ULTIMATE TV	0966,0567
UNIDEN	0964,0958,0762
UNITED	0361
VIDEO CIPHER II	0059
VISIONTEC	0856
WEBTV	0862,0160
ZENITH	0363,0065,0267,0161,0266, 0857,0059,0360,0165

CABLE Code List

BRAND	CODES
ABC	0747,0947,0048,0148,0248
ADELPHIA	0852,0752
ALLEGRO	0054,0154
AMERICAST	0354
ANTRONIX	0448,0548
ARCHER	0448,0548,0648,0748
AT&T	0752
BELL SOUTH	0354
CABLETENNA	0448
CABLEVIEW	0448
CABLEVISION	0252
CENTURY	0748
CITIZEN	0748
COGECO	0752
COLOR VOICE	0848,0948
COMCAST	0752
COMTRONICS	0049,0149
CONTEC	0249
DIGITAL MUSIC EXPRESS	0053
EASTERN	0349
EVERQUEST	0049
GARRARD	0748
GC	0548
ELECTRONICS	
GEMINI	0255,0549
GE	0556
GENERAL INSTRUMENT (GI)	0552,0747,0148,0752,0952, 0453,0654,0754,0053, 0048,0947
HAMLIN	0747,0649,0749,0849
HITACHI	0947
ILLICO	0252
JASCO	0748
JERROLD	0552,0747,0148,0453,0947, 0048,0653,0254

BRAND	CODES
MAGNAVOX	0150
MEMOREX	0250
MOTOROLA	0552,0148,0952,0453,0654, 0754,0048,0752,0254,0947
MOVIE TIME	0350
NOWTV	1106
NSC	0350
OAK	0249,0550
PACE	0854
PANASONIC	0647,0452
PARAGON	0250,0450
PHILIPS	0748,0549,0150,0650, 0750,0850
PHILIPS-MAGNAVOX	0152,0055
PIONEER	0449,0252,0950,0051
PULSAR	0250
RADIO SHACK	0152,0055,0154
RCA	0647,0748,0352
RCN	0954
REALISTIC	0548
REGAL	0849
REGENCY	0349
REMBRANDT	0947
ROGERS	0252
RUNCO	0250
SAMSUNG	0049,0051
SCIENTIFIC ATLANTA	0451,0351,0252,0155,0852, 0248,0251,0117,0127,0129, 0130,0137,0151,0153,0156, 0162,0179
SHAW	0752
SIGNAL	0049
SIGNATURE	0947
SL MARX	0049
SPRUCER	0647

CABLE Code List (continued)

BRAND	CODES
STANDARD	0551
STARCOM	0747,0453
STARGATE	0049
STAR SIGHT	0352
STAR TRAK	0253
TANDY	0651
TELEVIEW	0049
TEXSCAN	0551
TIME WARNER	0252
TOCOM	0048,0751,0952,0653
TOSHIBA	0250
TV86	0350

BRAND	CODES
UNIKA	0448,0548,0748
UNITED CABLE	0747
UNIVERSAL	0448,0548,0648,0748, 0851,0054
VIDEOWAY	0052
VIDEOTRON	0252
VIEWSTAR	0149,0150,0350,0651
VIDEO TECH	0656
VISIONETICS	1206
ZENITH	0951,0154,0748,0250,0753, 0853,0953
ZENITH NETWORK	0354

STB/DTC Code List

BRAND	CODES
ACCESS HD	2001
AONI	2028
APEX	2023
ARTEC	2002
CHANNEL MASTER	2003
COSHIP	2004
DIGITAL STREAM	2005
GE	2006
GOODMIND	2007
INSIGNIA	2008,2022
LADTIVEWORKS	2018,2019,2020,2021

BRAND	CODES
LASONIC	2009
MAGNAVOX	2010,2011
MICROGEM	2012
PHILCO	2010
RCA	2013,2025
SANSONIC	2014
SKARDIN	2015
TELEFONICA	2017
TIVAX	2016
ZENITH	2008
ZENTECH	2015

TV/VCR Code List

BRAND	CODES
ADMIRAL	0224
AIWA	0324,0528
AKAI	0027
BROKSONIC	0632,0316,0626, 0316,0327
CURTIS MATHES	0437
DAEWOO	0505,0826,0415,0529
DIAMOND VISION	0810,0291
DURABRAND	0916,0126
ELECTROHOME	0027
EMERSON	0027,0324,0924,0128, 0228,0632,0134,0505, 0826,0316,0626,0327
FISHER	0428

BRAND	CODES
FUNAI	0324
GE	0835
GOLDSTAR	0324,0435
GRADIENTE	0916,0126
HITACHI	0324
JVC	0326
INFINITY	0430
LG	0324,0435
LXI	0324
MAGNAVOX	0224,0430,0247
MEMOREX	0428,0632
MITSUBISHI	0027
PANASONIC	0039,0739
PHILIPS	0430,0247

BRAND	CODES
PHILIPS-MAGNAVOX	0224,0430
OPTIMUS	0039,0739
OUASAR	0039,0739
RADIO SHACK	0324,0835
RCA	0835
REALISTIC	0324
SAMSUNG	0437,0895
SANSUI	0632
SANYO	0428

BRAND	CODES
SHARP	0224,0228
SONY	0639
SYLVANIA	0324
SYMPHONIC	0324
TOSHIBA	0627,0437
WHITE WESTINGHOUSE	0324,0415,0529
ZENITH	0224,0324,0326,0228,0430,0632,0435,0437,0916,0126,0505,0826,0415,0529

TV/DVD Code List

BRAND	CODES
ADVENT	0893
AKAI	1112,1515,1912
APEX	0023,0741
AUDIOVOX	1313
AXION	0319,0793
BROKSONIC	0041
COBY	1710,1014
CHANGHONG	0023,0741
CLASSIC	0023,0741
DAEWOO	0615,0046
DIAMOND VISION	0622,0496,0810,0291
DURABRAND	0916,0142
EMERSON	0247
FUNAI	0247
GPX	0096
HAIER	0195
ILO	1608,1515,1912
INITIAL	1608,1110,1512
INSIGNIA	0247,0504,0192
JVC	0993

BRAND	CODES
KAWASAKI	0196
KONKA	0842,0942
LASONIC	0622,0496
LIQUID VIDEO	0319,0793
MAGNAVOX	0247
MEMOREX	0041
NEXXTECH	1806
PANASONIC	0345,0696
PHILIPS	0247,0520,0447
PIVA	1109
SAMSUNG	0895
SANSUI	0041
SEARS	0041
SOVA	1901,1111
SUPERSONIC	0096
SYLVANIA	0247,0520,0447
SYMPHONIC	0247
TOSHIBA	0041,0094
TRUTECH	1713
WESTINGHOUSE	1216,0300

DVR Code List

BRAND	CODES
AT&T	0938
HUGHES	0659
HUMAX	0892
PANASONIC	0938,0340
PHILIPS	0738,0036,0136
PIONEER	0592,0399
POLAROID	1813

BRAND	CODES
RCA	0542
REPLAYTV	0938
SONIC BLUE	0938
SONY	0838,0367,0537,0300,0400,0500
TiVo	0738,0838,0036,0136,0367,0999,0892,0592
TOSHIBA	0999

DVD/VCR Code List

BRAND	CODES	BRAND	CODES
ALLEGRO	0142,0126	PANASONIC	0345
APEX	0596	PHILIPS	0247,0598,0230
BROKSONIC	0041,0398	PIONEER	1010
CINEVISION	0142,0126	POLAROID	0596
DAEWOO	0798	RCA	0542,0124
DIAMOND VISION	0291	RIO	0142,0126
DURABRAND	0142,0126	SAMSUNG	0147,0997
EMERSON	0247,0447,0324	SANSUI	0041,0398
FISHER	0243,0328	SANYO	0243,0328
FUNAI	0247,0447,0324	SEARS	0041
GO-VIDEO	0342,0244,0147,0798	SONY	0540
HITACHI	0543,0324	SYLVANIA	0447,0225,1212,0247, 0324
INSIGNIA	0142,0126,0392	SYMPHONIC	0247,0447,0324,0591,0225
JVC	0443,0691	TECHWOOD	1708
LG	0392	TOSHIBA	0094,0441
LITEON	1508	TRUTECH	0798
MAGNAVOX	0247,0093,0230,0598,	WHITE WESTINGHOUSE	0447,0324
MEDION	0291	ZENITH	0142,0126
NEXXTECH	0596,1907,0546,0334		

HDTV Code List

BRAND	CODES	BRAND	CODES
GO VIDEO HDT100	0662	RCA DTC-100	0265
HITACHI 61HDX98B	0864	RCA DTC-210	0265
HUGHES HTL-HD	0362,0864,0765	SAMSUNG SIR-T165	0959
HUGHES HIRD-E8	0362,0864,0765	SAMSUNG SIR-T351	0959
LG LSS-3200A	0362,0864,0765	SAMSUNG SIR-TS160	0563
LG HTL-HD	0362,0864,0765	SAMSUNG SIR-TS360	0563
mitsubishi SR-HD5	0864	SONY SATHD100	0963
mitsubishi SRHD400	0864	SONY SATHD200	0963
mitsubishi SRHD500	0864	SONY SATHD300	0963
MOTOROLA HDT100	0463	SYLVANIA 6900D TD	0759
PHILIPS DSHD800R	0864	TOSHIBA DST3000	0362,0765
PIONEER SH-D505	0062	TOSHIBA DST3100	0362,0765
PROSCAN PSHD105	0265	TOSHIBA DW65X91	0362,0765
RCA HD65W20	0467	ZENITH HDSAT420	0065
RCA PSHD105	0265	ZENITH HDSAT520	0065
		ZENITH DTV1080	0065

TV/VCR/DVD Code List

BRAND	CODES	BRAND	CODES
BROKSONIC	0894	SAMSUNG	0895
DIAMOND VISION	0810,0291	SEARS	0247
MAGNAVOX	0247	SUPERSCAN	0247
PANASONIC	0345	SYLVANIA	0247
PHILIPS	0247	TOSHIBA	0094

Personal Code Reference Chart

TYPE	BRAND	CODE
TV		
VCR		
SAT		
DVD		
CABLE		
STB/DTC		
HDTV		

Record Product's Serial Number Here: _____

Note: If product has no serial number, record month and year of purchase instead.

Note: Replacement parts are not available for this item.

Limited 90 Day Warranty

Harbor Freight Tools Co. makes every effort to assure that its products meet high quality and durability standards, and warrants to the original purchaser that this product is free from defects in materials and workmanship for the period of 90 days from the date of purchase. This warranty does not apply to damage due directly or indirectly, to misuse, abuse, negligence or accidents, repairs or alterations outside our facilities, criminal activity, improper installation, normal wear and tear, or to lack of maintenance. We shall in no event be liable for death, injuries to persons or property, or for incidental, contingent, special or consequential damages arising from the use of our product. Some states do not allow the exclusion or limitation of incidental or consequential damages, so the above limitation of exclusion may not apply to you. THIS WARRANTY IS EXPRESSLY IN LIEU OF ALL OTHER WARRANTIES, EXPRESS OR IMPLIED, INCLUDING THE WARRANTIES OF MERCHANTABILITY AND FITNESS.

To take advantage of this warranty, the product or part must be returned to us with transportation charges prepaid. Proof of purchase date and an explanation of the complaint must accompany the merchandise. If our inspection verifies the defect, we will either repair or replace the product at our election or we may elect to refund the purchase price if we cannot readily and quickly provide you with a replacement. We will return repaired products at our expense, but if we determine there is no defect, or that the defect resulted from causes not within the scope of our warranty, then you must bear the cost of returning the product.

This warranty gives you specific legal rights and you may also have other rights which vary from state to state.