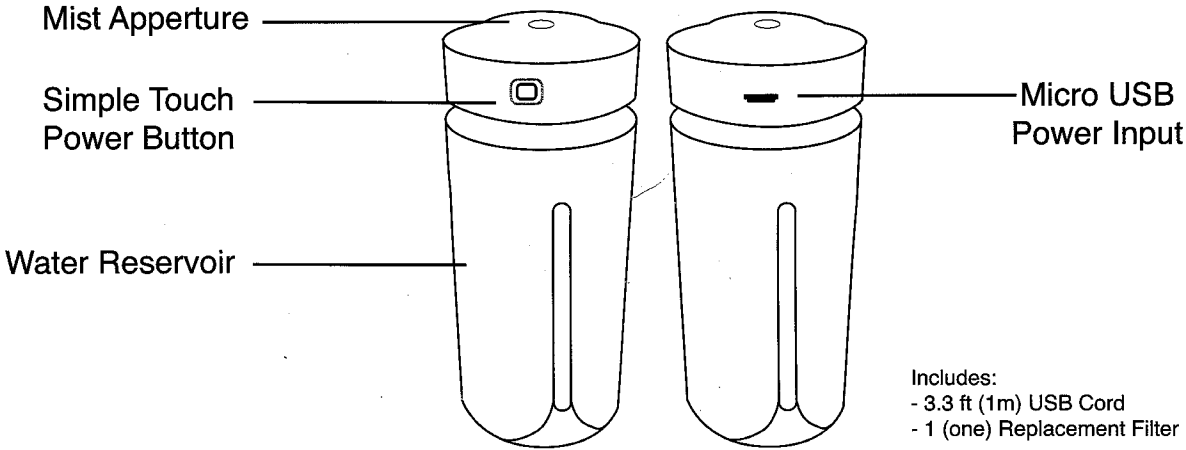
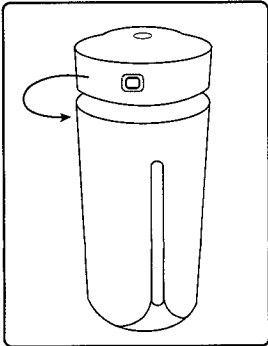




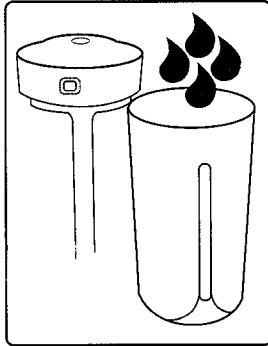
Portable Diffuser Instructions



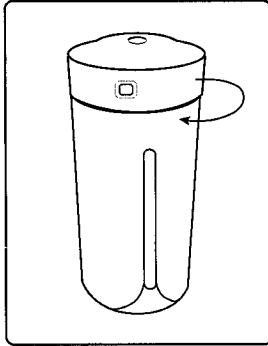
Instructions for use



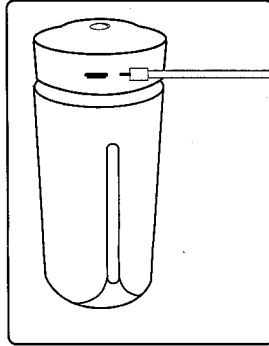
Turn counter clockwise and open the top cover



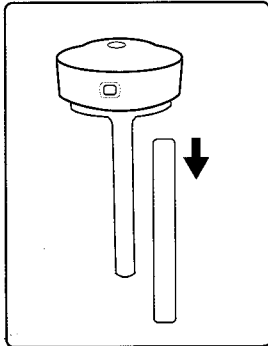
Add Water. Maximum capacity 7.8 fl oz (330ml) DO NOT OVERFILL



Turn clockwise and screw on the top cover



Connect the USB power cord and press the power button to turn on the diffuser



To change filter, simply remove filter bar

TO CHANGE MODES, SIMPLY PRESS POWER BUTTON:

1. First press for constant mist mode
2. Second press for intermittant mist mode
3. Press and hold for 1.5 sec. for color changing mode
4. Press and hold to cycle through desired colors
5. Press and hold for 1.5 sec. for mist-only mode, no light

Press and hold at the end of each interval to turn off the unit

WARNING: For optimum performance of filter and the unit, do no use more than 5 drops of essential oils per tank fill.

GeekTek® is a Reg. Trademark of West Coast Imports, Inc. and may not be used without the prior written consent. Features displayed are based on manufacturer specifications; actual specifications may vary.

WARNING: This product can expose you to chemicals including lead, which is known to the State of California to cause cancer and birth defects or other reproductive harm. For more information, go to www.P65Warnings.ca.gov
California Proposition 65 warning listed above is provided to California consumers to ensure compliance with California Proposition 65.

CHOKING HAZARD: Small parts. Keep away from Children under 5 years.