

Solar Ultrasonic Birds Away **Instructions**

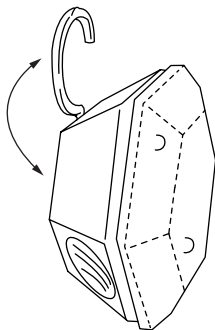
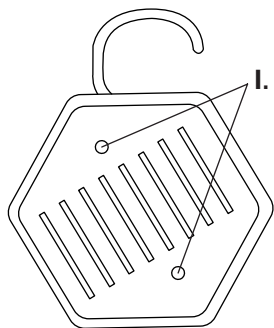
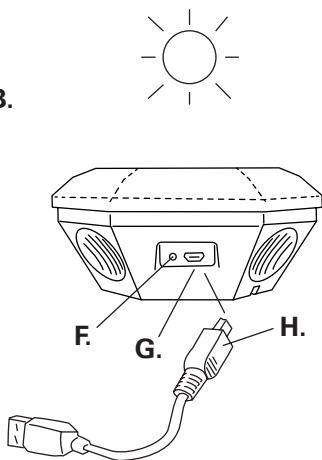
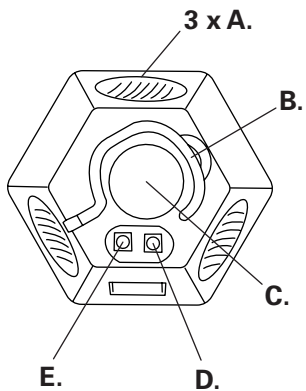


Battery disposal:

- Batteries are not replaceable. Please dispose of batteries according to the local laws and regulations of your region. Some batteries may be recycled, and may be accepted for disposal at your local recycling center.

Charging:

- On the underside of the unit, slide the on/off switch (D) to the left to begin charging. You may hear intervals of high-frequency sound waves emitting from the speakers (A).
- Place and hold the light unit with the solar panel facing upward.
- **Option:** charge unit using the USB cable (H) included. Carefully lift the clear protective plastic cover and insert (H) into USB port (G). Then, connect USB cable to a power source. The small LED light (F) will blink.
- The rechargeable battery must charge for approximately 8 – 12 hours in direct sunlight or via USB prior to use.
- Ensure the solar panel is always clean. Occasionally clean with a damp cloth. Note: never use solvents or abrasive cleaning agents.



Functionality:

- The 3 speakers (A) will emit high-frequency sound waves of 24 – 65 KHz intervals, at 75 dB approximately every 25 seconds to deter birds (seagulls and pigeons) up to a distance of approximately 32 feet. Note: this item will also repel cats. If you have a cat in the area, it may be affected by this device.
- Slide the auto night switch (E) to the left to activate the LED lights function. The LED lights (I) will automatically flash every 10 seconds. Slide the (D) switch to the right to cease operation.
- Use the hook (B) and internal magnet (C) located on the backside of the unit to hang and secure to any location desired. With your finger nail pull hook (B) from the underside of unit as shown.



For additional assistance or trouble-shooting help,
please email info@jobar.com

© 2018 Jobar International, Inc.
Carson, CA 90745
Made in China

JB8067 [060618]